







VOCABULARY AND CATEGORISING

Body Powered	Motor Powered	Wind Powered	Water Powered
 	 		

ACTIVITY NAME - TRANSPORT SORT

Purpose

To reinforce the vocabulary used when discussing or learning about transport and to identify how Land, Sea and Air vehicles are powered.

Strategies and Learning cues

Brainstorming or mind mapping, visuals, peer discussion, vocabulary expansion and judicious review are a few strategies you may consider to support this lesson.

Resources

- Factual transport book which highlights different types of transport
- Whiteboard or card with appropriate pens and Blue Tac
- Pictures of a variety of vehicles
- Table drawn on whiteboard or card

Instructions

1. Read a factual text on Transport.
2. Use a wide variety of photographs or Boardmaker pictures of a variety of transport.

3. Place a table with the following headings on the board. *Body powered, Motor powered, Wind powered and Water powered*. Have the students take turns to adhere their picture under the correct headings.

Your Notes

